


# WINTER SPORT

## Picture Dominoes



### Before You begin

A picture domino game includes 29 different dominoes. You need to print and cut them. For a group of five members or more you can print double amount of dominoes.

If you would like to make your dominoes more durable and less transparent you may want to:

- print them on heavier weight paper
- print on regular paper and glue it to light cardboard before your cut the cards out
- laminate them for easy cleaning.

### How to Play

Shuffle the dominoes and deal the appropriate number of dominoes to each player. Do not let other players see what dominoes you have.

2 players = 7 dominoes each

3 players = 6 dominoes each

4 players = 5 dominoes each

The remainder of the dominoes should be placed face down in a draw pile.

Decide who goes first, for example the youngest or the first one who entered the room. The first player places one domino (not a double domino) on the table face up, so everyone can see.

The second player must now add a domino by matching a picture on one of the open ends.

All dominoes must be added end-to-end, except when adding a double domino. It should be added crosswise.

The Joker match any open end and a player is allowed to add another card.

Players may only add one domino per turn. If a player has no dominoes that match open ends, they must collect another domino from the draw pile.

If this new domino can be played, it should be added now. However, if the new domino cannot be played, the player's turn is over. If there are no dominoes left in the draw pile, the player's turn ends without drawing a new domino.

The game is over when one player uses all his or her dominoes. However, if any new domino cannot be played, you can count to amount of dominoes in hands. The winner has the least dominoes.


### Other Alternatives

If you would like to make game easier for players:

- the players can pair up
- take off Joker dominoes
- take off double dominoes
- deal all dominoes in the beginning of the game
- invent better rules together.















Print domino cards on heavier weight paper to avoid transparency. Cut out cards along dark line.

CC BY-NC-SA 4.0 Kirsi Alastalo 2016. English version 2017. Drawings: Pixabay, modified by Kirsi Alastalo.



Print domino cards on heavier weight paper to avoid transparency. Cut out cards along dark line.

CC BY-NC-SA 4.0 Kirsi Alastalo 2016. English version 2017. Drawings: Pixabay, modified by Kirsi Alastalo.



CC BY-NC-SA 4.0 Kirsi Alastalo



**WINTER SPORT**

**Picture Dominoes**

